

Thule & Tepui Roof Top Tent Guidelines

THULE
SWEDEN

The superior design, quality and strength of Thule roof racks make them an ideal system for carrying Tepui Roof Top Tents provided these guidelines are followed.

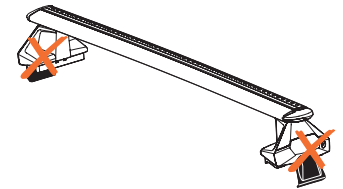
1 Your vehicle and roof rack must have a minimum dynamic (driving) weight carrying capacity of 165 lbs / 75 kg. For tents weighing greater than 165 lbs / 75 kg the maximum weight capacity for the rack and vehicle must be equal to or greater than the tent weight.



165 lbs / 75 kg

- Thule's recommended roof rack weight capacities can be found in the printed Thule Fit Guide and on Thule's website.
- For other brand roof rack applications check vehicle and roof rack owner's manual for maximum weight capacity.
- Weight capacity of tent in use: (Static Weight) can exceed the dynamic weight capacity of the rack/vehicle as the loads are dispersed throughout the tent and partially supported by the ladder. The tent's weight capacity is stated for each tent, but never exceeds 650Lbs. As a guideline 3 times the stated roof rack capacity can be used in static mode (roof rack and tent included).

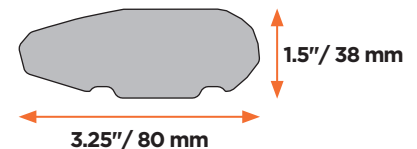
2 DO NOT use Tepui Tents with any type of Clamp Style roof rack as the high static weight may cause damage to the roof



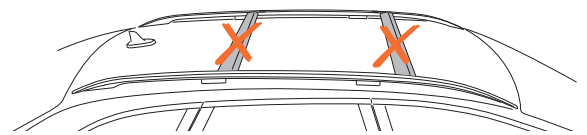
- i.e, Thule Traverse or Thule Evo Clamp.

3 Tepui tents will fit crossbars with a maximum width of 3.25" / 80 mm and height of 1.5" / 38 mm.

- The included Tepui mounting system will fit the following Thule crossbars: Thule SquareBar, Thule ProBar, Thule AeroBlade, Thule WingBar Evo.
- Adapter available April 1, 2019 for Thule Xsporter and Thule TracRac bars.

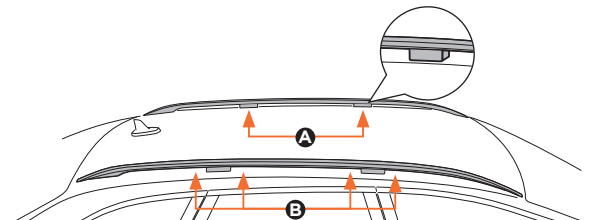


4 Do not use Tepui tents on factory installed crossbars.



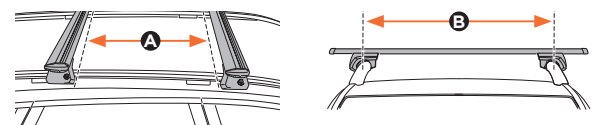
5 When mounting Tepui tent to vehicles with raised side rails:

- A** Make sure raised rails are structurally supported.
- B** Make sure cross bars are positioned next to supports of raised rails.



6 Crossbar dimensions:

- A** Minimum bar spread required is determined by tent model, see tent specifications
- B** For roof rack foot spreads greater than 50", Thule AeroBlades, WingBar Evo, ProBar, Xsporter and TracRac bars should be used, not Thule SquareBar.



Bring your life
thule.com